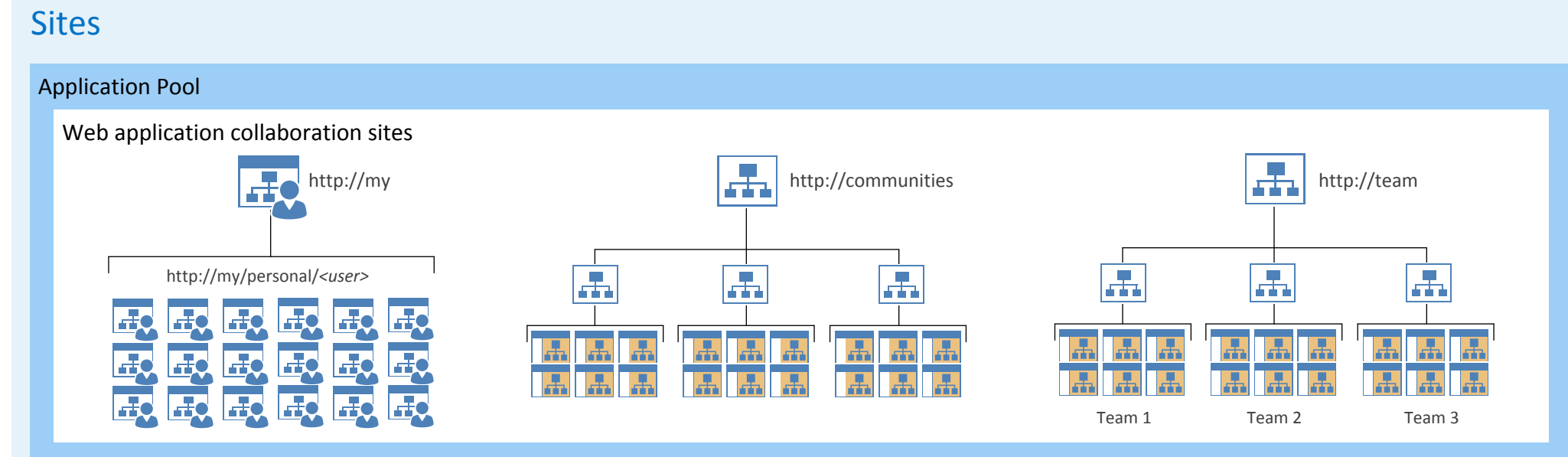


# Microsoft SharePoint Server 2013 Architecture

## Logical architecture



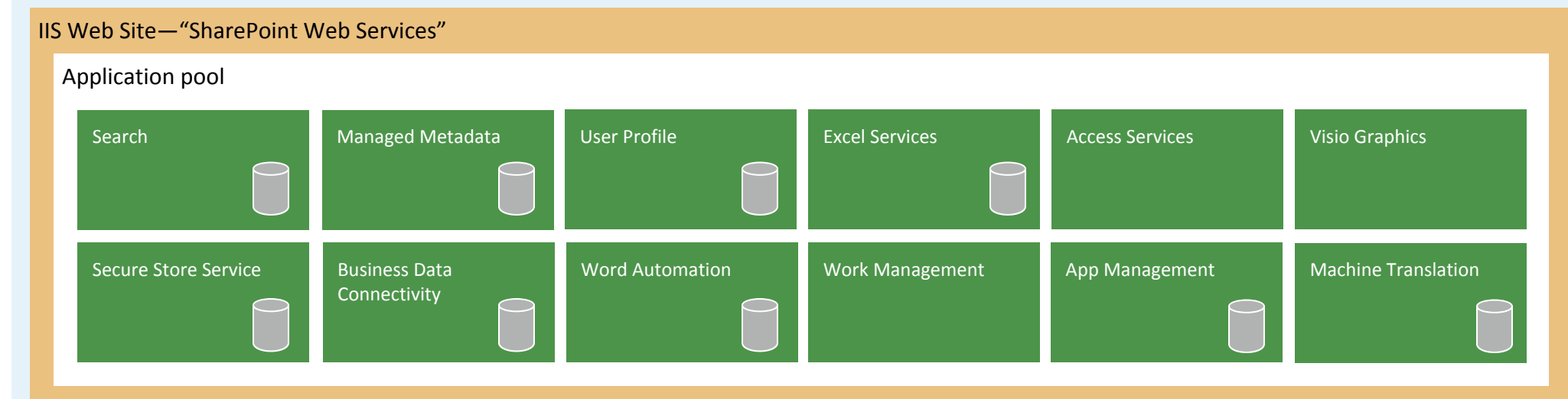
### Saving and synchronizing content

When deployed, a user's My Site document library is the default location for files that Microsoft Office 2013 client applications save. A discovery service identifies the URL of the user's My Site and offers it as the default location in addition to other locations available for saving files. This promotes the concept of storing files in the document library of a user's My Site where items can be managed, governed, shared, and moved. This helps reduce the amount of content that other systems, such as email or personal drives, store.

### Community sites

A new site template named Community Sites offers a forum experience to categorize and cultivate discussions with a broad group of people across organizations within a company. You can deploy a stand-alone community (shown). Or, you can activate community features on any site, which provides the core Community Site pages, moderation, membership, and reputation functionality within the existing site without creating a separate Community Site.

### Service applications



### Search

Search is better integrated with enterprise infrastructure, based on an entirely new engine that combines the simplicity and great default relevance provided by SharePoint Search with the massive scale and extensibility offered by FAST technology. It can deploy a scalable search architecture that enables users to search remote data sources, navigate enterprise repositories rapidly, and bring more information within reach through new individual search results that are based on how individuals interact with information in their daily work.

### PowerPoint Automation Service

Information is at SharePoint's core and making that information in a variety of formats leads to broader collaboration and access to improvements in software. SharePoint Server 2013 provides a new PowerPoint Automation Service, which is similar to the current Word Automation Service. The PowerPoint Automation Service can automate conversation of Microsoft PowerPoint presentations to many formats, which promotes a high degree of accessibility, from converting older Office formats to newer Office formats, or to web pages, or PDFs.

### Work Management

The Work Management Service provides task aggregation across work management systems, including Microsoft SharePoint, Microsoft Exchange Server, and Microsoft Project Server. For example, users can edit tasks from Exchange Server on a mobile phone, and the Work Management Service aggregates tasks from Exchange Server in the My tasks SharePoint list.

## Databases

### SharePoint system databases

- Configuration
- Central Administration Content
- Content (many databases)

### User profile service databases

- Profile
- Synchronization
- Social Tagging

### Search Service Application databases

- Search Administration
- Analytics Reporting
- Crawl
- Link

### Other service application databases

- App Management
- Apps for SharePoint
- Business Data Connectivity
- Machine Translation Services
- Managed Metadata Service
- PerformancePoint Services
- Secure Store Service
- SQL Server PowerPivot Service Application
- State Service
- Subscription Settings Service
- Taxonomy
- Usage
- Word Automation Services
- Word Conversion

### SQL Server 2008 R2 (SP1) and SQL Server 2012 system databases

- Master
- Model
- Msdb
- tempdb

### Microsoft SQL Server Reporting Services databases

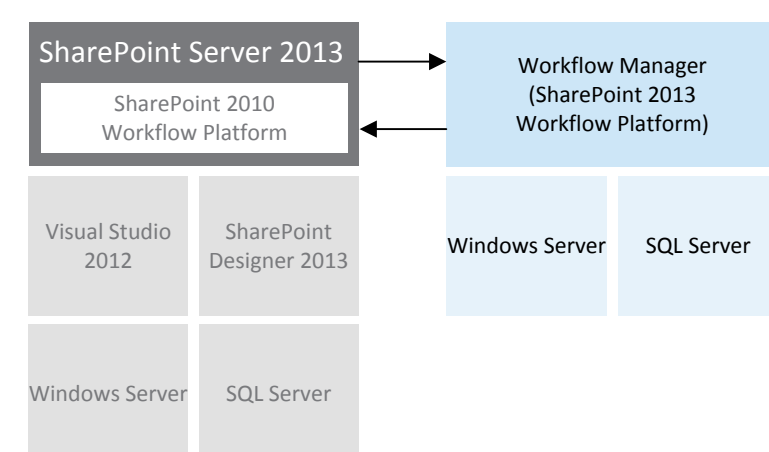
- Reporting Server Catalog
- ReportServerTempDB
- Report Server Alerting

## Workflow

SharePoint Server 2013 brings major advancements to workflows: enterprise features such as fully declarative authoring, REST and Service Bus messaging, elastic scalability, and managed service reliability.

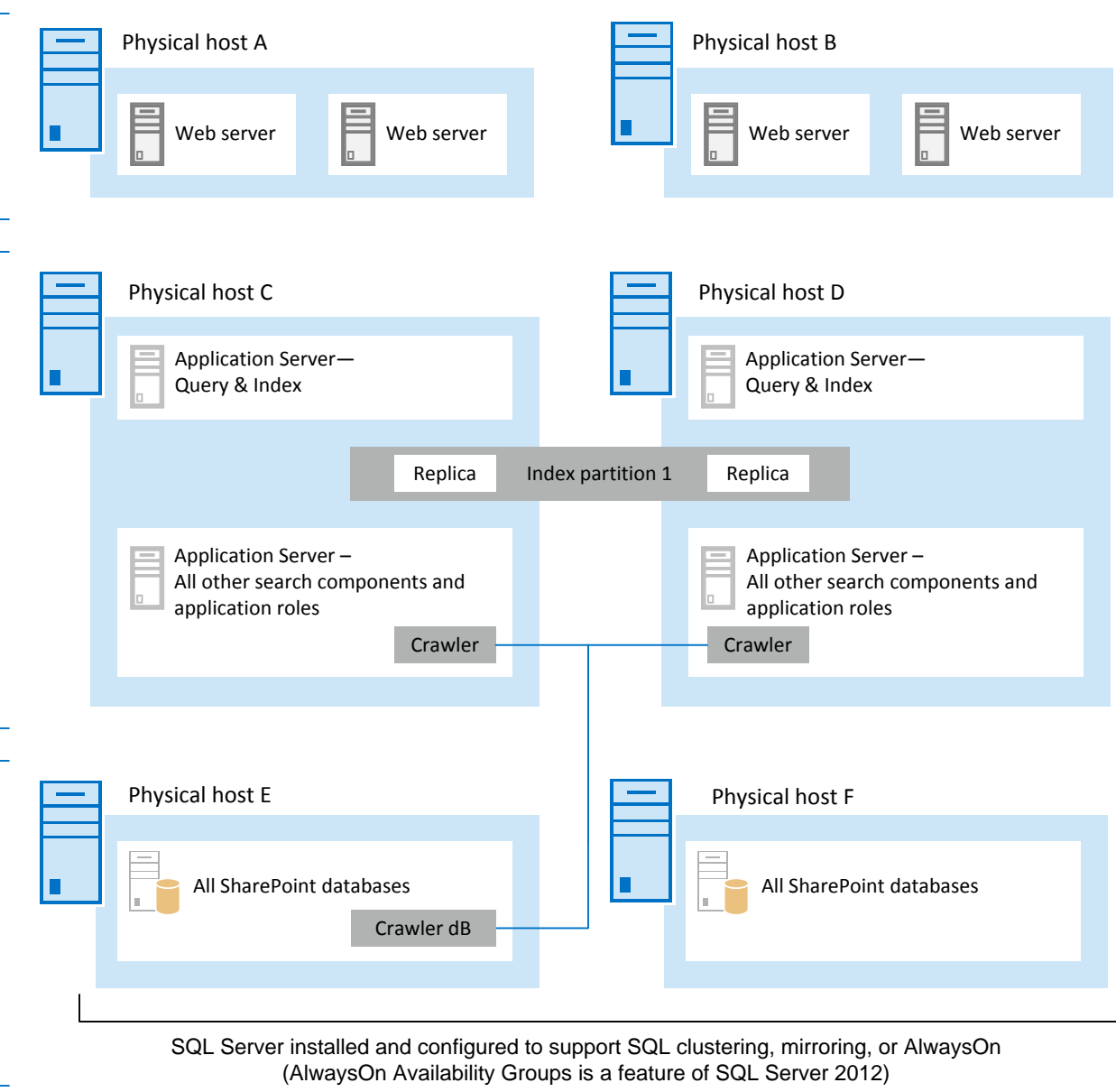
SharePoint Server 2013 can use a new workflow service built on the Windows Workflow Foundation components of the .NET Framework 4.5. This new service is called Workflow Manager and it is designed to play a central role in the enterprise. Processes are central to any organization and workflow is the orchestrator of processes.

The SharePoint 2010 Workflow platform has been carried forward to SharePoint Server 2013. Workflows that you built by using SharePoint Server 2010 will continue to work in SharePoint Server 2013.



## Physical architecture

### SharePoint Server 2013 Farm



### Office Web Apps Server Farm



### Office Web Apps Server

Office Web Apps Server is a separate server product that can perform these functions:

- Serve multiple SharePoint farms for viewing and editing.
- View files from Exchange Server and Microsoft Lync.
- Integrate with URL-accessible file servers.

If you separate Office Web Apps from the SharePoint farm, you can update servers more frequently and manage scale and performance independent of the SharePoint environment. The Office Web Apps Server architecture does not include a database. If more than one server hosts Office Web Apps in a deployment, add a load balancer or configure Application Request Routing in IIS.

## Social architecture

### Distributed cache

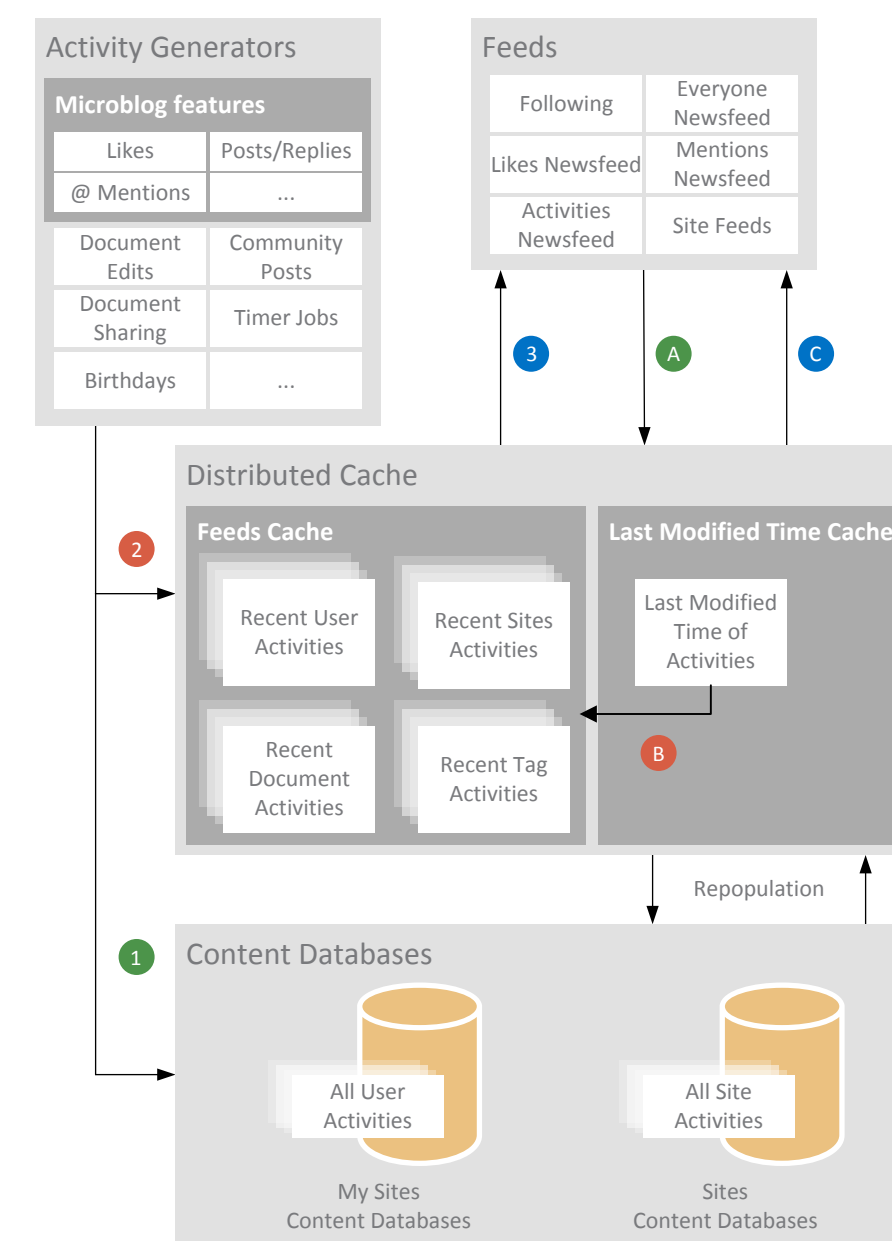
As social computing becomes more pervasive, the infrastructure must support more demand. SharePoint Server 2013 adds distributed cache to improve performance of social feeds. The new distributed cache service is built on the reliability of Windows Server AppFabric Caching. To improve performance, distributed cache performs the following functions:

- Caching social data, such as news feeds.
- Caching authentication tokens.

Distributed cache is enabled by default and is automatically started on all web servers and application servers in a farm. In very large environments distributed cache can be offloaded to dedicated servers.

### Newsfeeds

The Newsfeed page in the My Site continues to provide an aggregated view of activities that are related to the interests of users. However, the feed is enhanced with new microblogging functionality. The new distributed cache maintains the Newsfeed. This infrastructure better supports the read and write operations that users generate by their activities and participation in microblogging. The feeds API is extensible, which enables scenarios where activities can be added to the newsfeed or consumed by other applications programmatically.



When an activity is generated in SharePoint Server 2013, the following occurs (the numbers in the list correspond to numbers in the figure):

1. Some activities are saved to the content databases. If the activity is a user activity or site activity, the activity is saved to the My Sites content database. If the activity is a site feed activity, the activity is saved in the team sites content database. Tags and document activities are not saved to content databases.
2. Activities are written to the Distributed Cache.
3. Updates appear in the feed. Users receive visual indicators to notify them of new updates. When a user refreshes the browser, the user sees updates.

When constructing feeds, such as the Following or the Everyone feed, the following occurs (the letters in the list correspond to the letters in the figure):

- A. The feed queries the Last Modified Time Cache to retrieve time stamp information and metadata of recent activities.
- B. This information is then used as input to query the Feed Cache to retrieve activity data.
- C. The requested feed is then constructed by using the activity data retrieved from the Feed Cache.

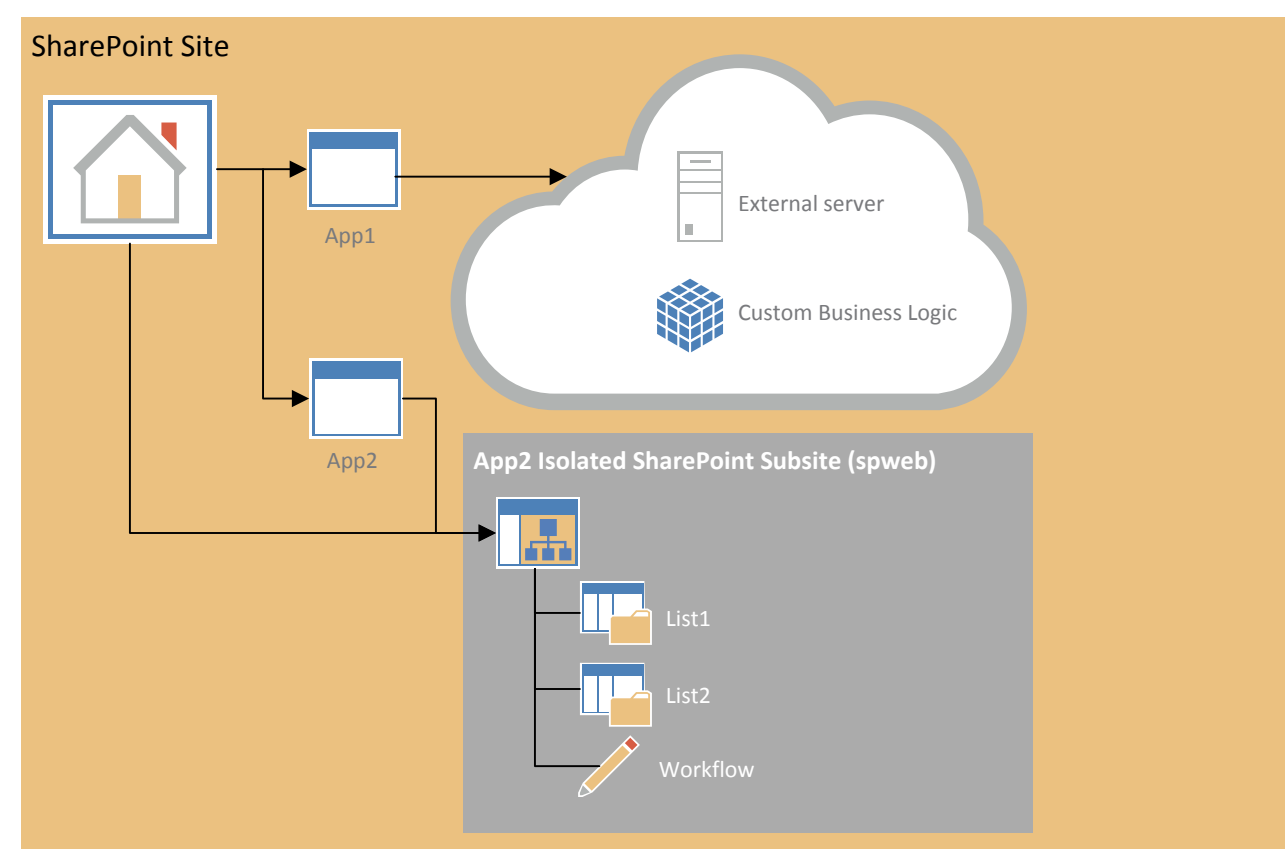
For each entity, the Feed Cache assigns a portion of memory, known as a cache bucket, to store recent activity data for that entity. Entities include users, tags, sites, and documents. Cache buckets only store recent activities. Many cache buckets will be empty because some entities will not have recent activities. By default, recent activities are kept for seven days.

## App management

The apps for SharePoint provide a new method to deliver specific information or functionality to a SharePoint site. An app for SharePoint is a small, easy-to-use, stand-alone app that solves a specific end-user or business need. Site owners can discover and download apps for SharePoint from a public SharePoint Store or from an organization's internal App Catalog and install them on their SharePoint sites.

Microsoft hosts and controls a public online store, where developers around the world publish and sell their custom apps for SharePoint. End users and IT professionals can obtain these custom apps for personal or corporate use. This online store handles the end-to-end acquisition experience from discovery to purchase, upgrades, and updates. (<http://office.microsoft.com/en-us/store>)

Company-developed and approved apps can also be deployed to an organization's internal App Catalog that is hosted on SharePoint Server 2013 or SharePoint Online. This controls the visibility of apps within organizations.



Site owners can add apps for SharePoint to their sites. If an app contains SharePoint components, those components are stored in a subweb of the site that is automatically created when you install the app. If the app is a developer self-hosted or Azure auto-provisioned app, the app components are stored in those locations. For example, in the preceding diagram, App1 contains custom business logic and is stored on an external server — it is an Azure auto-provisioned app and does not store content in a subweb of the site. App2 is a SharePoint hosted app with only SharePoint components. App2's content is stored in a subweb of the site on which it is installed.

By default, apps are deployed to their own web site in a special, isolated domain, instead of to your farm or a sandbox. Processes run in that domain.



## High availability and disaster recovery

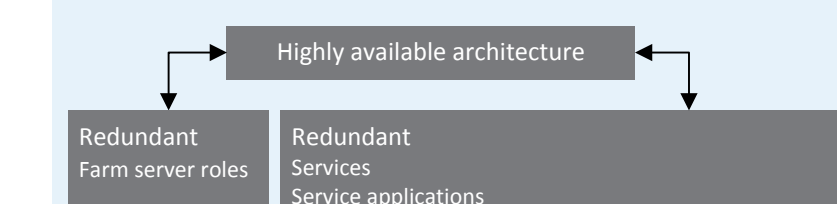
High availability and disaster recovery are achieved by planning and implementing a strategy that meets predefined organizational goals and objectives for business continuity. This strategy must include the processes and procedures that are required to support the technologies that an HA or DR solution uses.

SharePoint guiding principles:

- Because every organization is unique, do not use a standard approach for your solution.
- Design for high availability and disaster recover first, then performance and capacity.
- The SharePoint databases are the key consideration in any high availability or disaster recovery solution.
- Design from the bottom up.

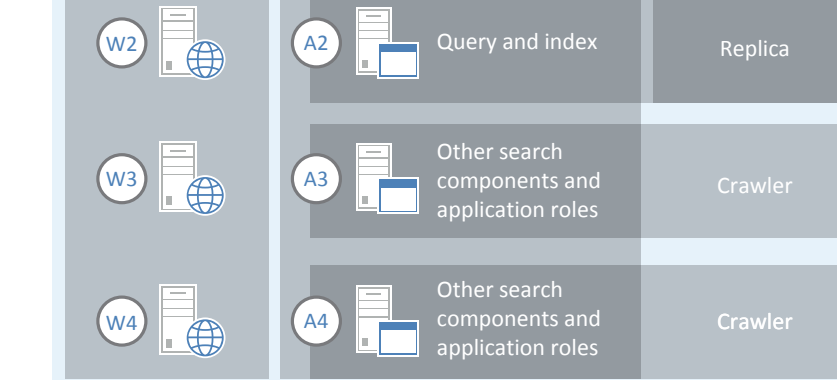
### Physical Environment

High availability:  
 • Virtual machine placement on different virtualization host servers  
 • Windows Server Failover Clustering on host servers  
 • Live migration enabled



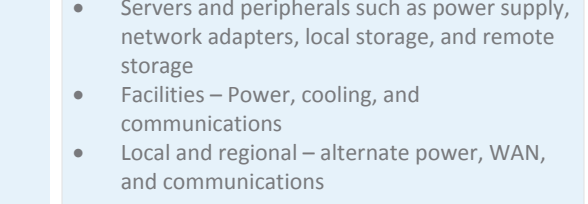
Redundant and fault tolerant design:  
 • Data center  
 • Network devices such as switches and routers  
 • Servers and peripherals such as power supply, network adapters, local storage, and remote storage  
 • Facilities – Power, cooling, and communications  
 • Local and regional – alternate power, WAN, and communications

Data center backup and restore strategy:  
 • Best practice policies and procedures  
 • Monitoring and reporting tools  
 • Backup and recovery tools and architecture  
 • Off-site storage – physical or in the cloud



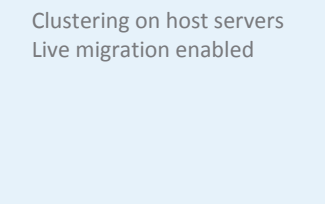
### Primary Data Center (www.contoso.com)

High availability options:  
 • Database mirroring  
 • AlwaysOn Availability Group  
 • Database clustering  
 • AlwaysOn Failover Cluster Instance  
 • Live migration enabled



### Virtual Environment

High availability:  
 • Virtual machine placement on different virtualization host servers  
 • Windows Server Failover Clustering on host servers  
 • Live migration enabled



### Disaster recovery to standby recovery farm

- Asynchronous mirroring
- Log shipping
- AlwaysOn replica with asynchronous commit



## Monitoring and manageability

### SharePoint Health Analyzer

Use this built-in feature to analyze and resolve problems in the following areas: security, performance, configuration, and availability. Health Analyzer rules are predefined and run at scheduled intervals, such as hourly, daily, weekly, and monthly. If an error is detected, the corresponding alert is triggered. Each rule has a brief explanation about why the error occurs and provides a link to a detailed article that contains step-by-step guidance to resolve the problem. When you take actions by following the guidance, you can rerun the rule to verify resolution.

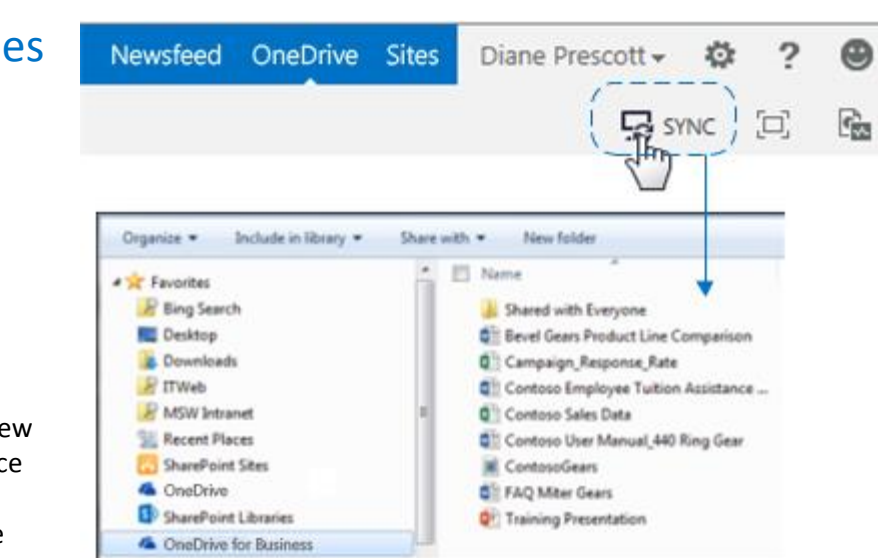
### System Center 2012

System Center 2012 - Operations Manager is a powerful monitoring platform that lets you monitor services, devices, and operations for many computers in a single console. Operations Manager enables you to view status, health, performance information, and alerts that are generated for availability, performance, configuration and security situations. To use Operations Manager to monitor SharePoint products, you must install System Center Management Pack for SharePoint Server 2013.

## Architecture improvements for WAN environments and offline scenarios

### OneDrive for Business for SharePoint libraries

OneDrive for Business lets you sync your My Site library or other SharePoint libraries on team sites to your computer. You can then work with files in these libraries directly in Windows Explorer. You can access these files even when you're offline. Updates to files sync with SharePoint Server whenever you're online.



### Minimal download

SharePoint Server 2013 provides a rich, intuitive new browsing experience. Minimal download in SharePoint Server 2013 provides a new navigation framework that significantly improves page load performance and makes SharePoint Server feel like a rich application. Minimal download is designed to ensure that a user receives only the difference between the source and destination page to minimize bandwidth and improve overall performance.

### Bandwidth engineering improvements

Data communication is optimized to more fully use available bandwidth and to use client ports more efficiently. As a result SharePoint 2013 delivers content quicker than earlier versions. Additionally, content that users care about is presented first. Users do not need to wait for the entire page to render before using content on a page.

### Efficient File I/O

Efficient File I/O is designed to reduce your storage footprint, reduce bandwidth, and improve performance. Its file save algorithm ensures that all write resources for operations that update files are proportional to the size of the change instead of the size of the file. Efficient File I/O enables the storage of incremental updates to files in SharePoint Server by breaking a file into pieces and storing those pieces in SQL Server.



Get the free mobile app at <http://gettag.mobi>